

L/S® Digital Miniflex Pump System

FEATURES/BENEFITS

- Deliver flow rates from 0.004 to 315 mL/min with Masterflex® Miniflex head†
- Icon-drive menu allows quick, intuitive programming and setup
- Compact size: 23.9 x 14.0 x 15.7 cm (9.4" x 5.5" x 6.2")
- Requires less than half the bench space compared to the L/S standard digital drive
- Open-head sensor stops the drive when the pump head is opened
- Copy dispense function for filling and dispensing applications
- Remote control of speed, direction, and start/stop/prime via 25-pin connector on back of drive
- Tubing calibration ensures accuracy
- Dual-channel model delivers synchronous flow from two separate channels; single-channel model delivers highest flow rate

DRIVE CONTROLS

- All manual controls are on the front panel of drive
- Icon-driven menu
- This compact, stackable pump features a durable ABS housing and Aluminum
- Self-lubricating thermoplastic polyester rollers

SETUP

- Mount pump head.
- Load tubing.
- Select motor direction (CW/CCW).
- Turn pump on.
- Adjust flow rate with Icon Menu

SPEED CONTROL/CIRCUITRY

- Digital Miniflex
- Speed control (repeatability): ±0.1%
- Meets UL508C, CSA C22.2, No. 14; for CE mark EN61010-1 and EN61326-1 (EU EMC)

REMOTE CONTROL

- Remote start/stop via contact closure

PUMP HEADS ACCEPTED

- Miniflex Dual head
- Miniflex Single head



L/S Digital Miniflex pump 07525-20



Open-head sensor stops the drive when pump head is open.

Intuitive, icon-driven interface—copy dispense progress screen shown.



Power supply is:



ORDERING INFORMATION

Catalog number	rpm	Channel
EW-07525-20	0.1 to 300	Single
EW-07525-40		Dual





ACCESSORIES

MK-07523-97 Handheld Remote Controller

MK 07523-92 Foot switch, momentary start/stop; DB25 male; 6-ft (1.8-m) cable

L/S PUMP TUBING FLOW RATE INFORMATION (mL/MIN)

Order Masterflex L/S pump tubing separately on pages 68–73.

Tubing cross sections	L/S Precision pump tubing				
	Pump model				
		L/S 13	L/S 14	L/S 16	L/S 25†
Flow range @ 0.1 to 300 rpm	EW-07525-20	0.004 to 12	0.014 to 42	0.05 to 162	0.11 to 315
	EW-07525-40	0.004 to 12	0.014 to 42	0.05 to 162	Not Recommended

Catalog number	Available tube
EW-07525-20	L/S13, L/S14, L/S16, L/S25
EW-07525-40	L/S13, L/S14, L/S16

† L/S 25 size tubing is not recommended for dual -channel pump model 07525-40.
 Note: All flow rates are approximate—calculated under the following conditions: 0 bar (0 psig) at inlet, 0.03 bar (0.5 psig) at outlet; water temperature at 22°C (72°F).

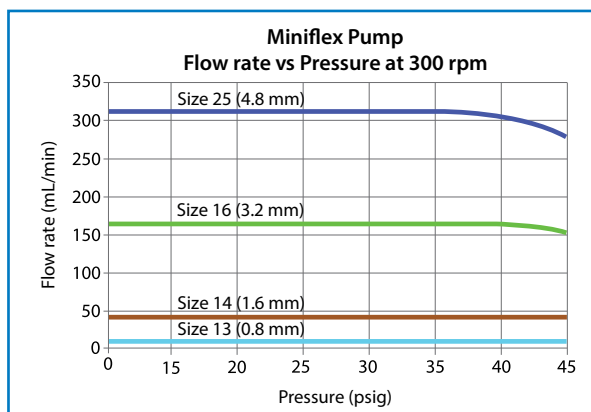
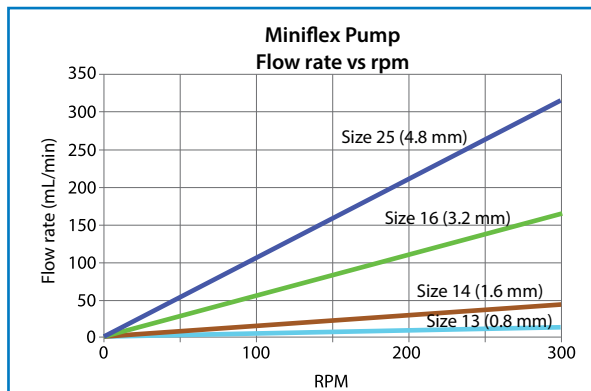


SPECIFICATIONS for L/S Digital Miniflex Pumps

Catalog number	EW-07525-20	EW-07525-40
Performance Specifications		
Flow capacity	0.004 to 315 mL/min	0.004 to 162mL/min
rpm	0.1 to 300	
Number of Channel	1	2
Maximum torque	Starting	270 oz-in(19.4 kg-cm)
	Running	90 oz-in(6.5 kg-cm)
Reversible	Yes	
External control – Input	0 to 20 mA, 4 to 20 mA, 0 to 10 V, start/stop, direction, and prime via contact closure	
External control – Output	4 to 20 mA, 0 to 10 V, start/stop, direction via contact closure	
Electrical Specifications		
Voltage/Frequency	90 to 260 VAC (50/60 Hz)	
Current	0.34 A @ 115 V; 0.2 mA @ 230 V (AC)	
Motor type	Continuous-duty	
Motor size	DC 6 W	
Motor/speed control type	PWM	
Speed regulation (repeatability)	±0.1% (0.1% of max rpm)	
Soft start/Electronic brake	Yes (remote)/Yes	
Physical Specifications		
Housing materials	ABS plastic and Aluminum	
IP rating [†]	IP33	
Agency listings	CE, Power supply: UL, cUL	
Storage temperature	-25 to 65°C (-13 to 149°F)	
Operating temperature	0 to 40°C (32 to 104°F)	
Humidity	10 to 90% (noncondensing)	
Dimensions (L x W x H)	23.8 x 14.0 x 15.7 cm (9.38" x 5.5" x 6.19")	
Shipping weight	3.5 kg	

[†]Depending on drive rpm and tubing size selected.

[‡]See page 194 for an explanation of IP ratings.



The L/S digital Miniflex pump system (above right) requires less than half the bench space when compared to the L/S standard digital drive (above left).

FOR THE LATEST...

Masterflex technical resources, see

- ColeParmer.com
- Masterflex.com

L/S® PUMP HEADS..... 38-67
 L/S® TUBING 68-73
 L/S® PUMP SYSTEMS 108-117

ACCESSORIES 160-171

TECHNICAL DATA..... 172-206